



*BLM World Limited*

# **Beacon Programming User Guide**

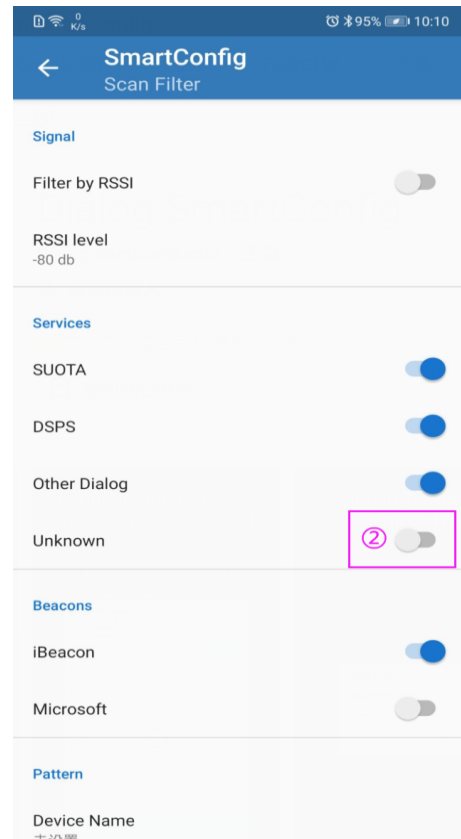
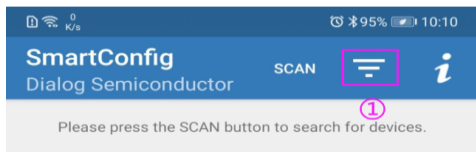
**BCN02L, BCN05L Beacon User Manual**

2021-7-12

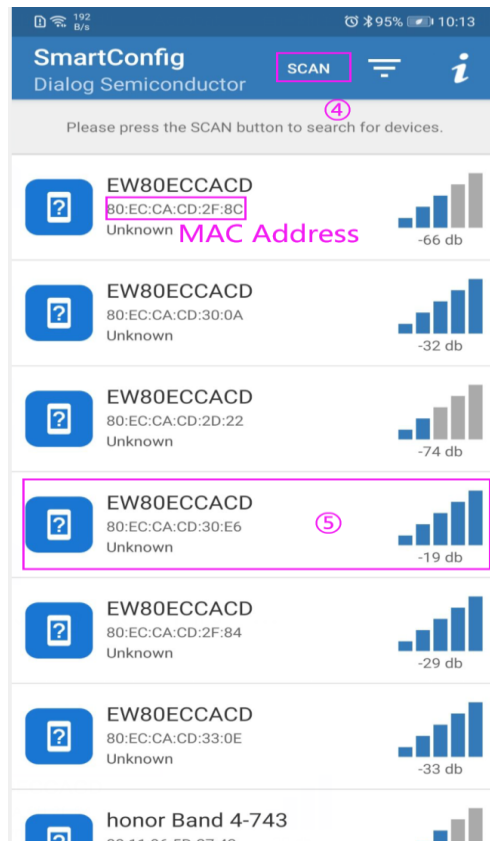
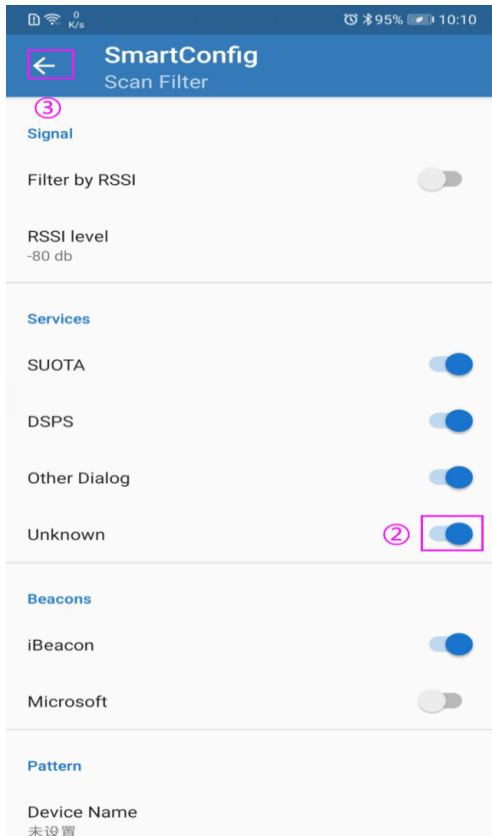
BLM Beacon uses Dialog chip to support the ultra-low power iBeacon solution. Use Dialog SmartConfig APP to modify the Beacon parameter information.



1. Install APP Dialog SmartConfig
2. Open Smartphone Bluetooth, Location and the APP Dialog SmartConfig
3. Click Setting Button, Open Unknow Button.



4. Back the Scan UI, Click the Beacon device could program the device parameter  
(Notice: The beacon case has the device Mac address, could according the beacon Mac address to find the device)



- On the Setting UI, could change the beacon device parameter, include Advertising Interval, PASSWORD, TXPOWER, UUID, ect. After change the parameter, Click APPLY button will be fine.

